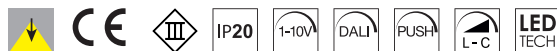


INDOOR



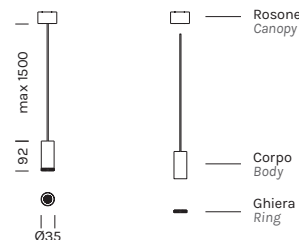
SOSPENSIONE / SUSPENSION

BEAM STICK METAL Ø35 H 80



Alluminio
Fascio di luce verso il basso
Colore cavo: nero

Aluminum
 Light beam: downward-projected
 Cable color: black



Corpo (ghiera esclusa) / Body (ring excluded)

| 4501 | M 2700K | W 3000K | N 4000K |
|------------------------------|-----------|-----------|-----------|
| Potenza/ Power | 1x 6,2W | 1x 6,2W | 1x 6,2W |
| Lumen | 1x 700 lm | 1x 731 lm | 1x 782 lm |
| CRI | >90 | >90 | >90 |
| Alimentazione/ Supply | 500mA | 500mA | 500mA |



| Articolo Item | Temperatura Temperature | °Ottica °Optic | Finitura Finish |
|---------------|-------------------------|----------------|-----------------|
| 4501 | M | 15 | -BO |
| | W | 36 | -BV |
| | N | | -NO |
| | | | -OR |
| | | | -RR |
| | | | -TI |



Ghiera / Ring

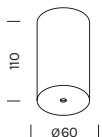
Filtro anti-abbagliamento incluso
 Antiglare filter included









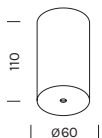
| Articolo Item | Finitura Finish |
|---------------|-----------------|
| 411 | -BO |
| | -BV |
| | -NO |
| | -OR |
| | -RR |
| | -TI |







Il codice prodotto si compone mettendo uno dopo l'altro, da sinistra a destra, i dati nelle colonne gialle, es: 1111M12-AA
 The product code is created by putting in sequence the data under the yellow columns from left to right, e.g.:1111M12-AA

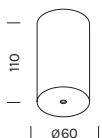
| | Articolo Item | Finitura Finish | Dimmer Dimmer |
|---|------------------|--|------------------|
| 220-240Vac, alimentatore incluso 220-240Vac, driver included | RS03/02 | -BO  | ON-OFF L-C |
| | | -BV  | ON-OFF L-C |
| | | -NO  | ON-OFF L-C |
| | | -OR  | ON-OFF L-C |
| | | -RR  | ON-OFF L-C |
| | | -TI  | ON-OFF L-C |



| | Articolo Item | Finitura Finish | Dimmer Dimmer |
|---|------------------|--|------------------|
| 220-240Vac, alimentatore incluso 220-240Vac, driver included | RS03/03 | -BO  | DALI PUSH |
| | | -BV  | DALI PUSH |
| | | -NO  | DALI PUSH |
| | | -OR  | DALI PUSH |
| | | -RR  | DALI PUSH |
| | | -TI  | DALI PUSH |









| | Articolo Item | Finitura Finish | Dimmer Dimmer |
|---|------------------|--|------------------|
| 220-240Vac, alimentatore incluso 220-240Vac, driver included | RS03/04 | -BO  | 1-10V |
| | | -BV  | 1-10V |
| | | -NO  | 1-10V |
| | | -OR  | 1-10V |
| | | -RR  | 1-10V |
| | | -TI  | 1-10V |



24Vdc, alimentatore e convertitore esclusi
 24Vdc, driver and converter excluded

RS01

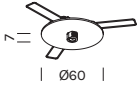
- BO  -
- BV  -
- NO  -
- OR  -
- RR  -
- TI  -



24Vdc, per incasso, alimentatore e convertitore esclusi
 24Vdc, built-in application, driver and converter excluded

RS06

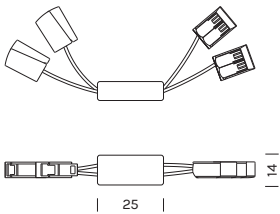
- BI  -
- NE  -



Convertitore da 24Vdc a 500mA / 24Vdc to 500 mA converter

Alimentatore escluso
 Driver excluded

| Articolo Item | N° art. alimentabili N° of items powerable |
|------------------|---|
| 2A4843 | 1 |



Alimentatori 24Vdc in tensione in remoto / Remote constant voltage drivers 24Vdc

| Articolo Item | Potenza Power | IP | Dimensioni Dimensions | N° art. alimentabili N° of items powerable | Dimmer |
|------------------|------------------|------|--------------------------|---|--------|
| 1A0150 | 30W MAX | IP20 | 160x58x18 | 1-3 | - |
| 1A0151 | 50W MAX | IP20 | 160x58x18 | 1-5 | - |
| 1A0152 | 75W MAX | IP20 | 160x58x18 | 1-7 | - |
| 1A0145 | 100W MAX | IP67 | 190x52x33 | 1-10 | - |
| 1A0153 | 150W MAX | IP20 | 240x60x49 | 1-15 | - |

Centraline dimmerabili in remoto / Remote dimmable controllers


| Articolo Item | Potenza Power | IP | Dimensioni Dimensions | Dimmer |
|------------------|------------------|------|--------------------------|-----------------------------|
| 1A0837 | 144W MAX | IP20 | 132x22x19 | 1-10V DALI PUSH |
| 1A0838 | 288W MAX | IP20 | 150x38x25 | 0-10V 1-10V DALI PUSH |
| 1A0172 | 240W MAX | IP20 | 57x43x19 | CASAMBI PUSH |

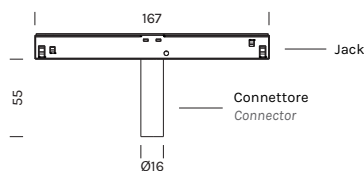
Controller 1 canale - DC

Controller 1 channel - DC

Adattatore per Track 48V (Jack+Connettore) / Adapter for track 48V (Jack+Connector)

binario 48Vdc escluso - connettore
sempre nero
48Vdc track excluded - connector
black only

| Articolo Item | Finitura Finish | Dimmer |
|------------------|---|--------|
| 200/10 | -JBI  | ON-OFF |
| | -JNE  | ON-OFF |



| | | |
|---------------|---|-------|
| 200/11 | -JBI  | 0-10V |
| | -JNE  | 0-10V |

200/12


-JBI 

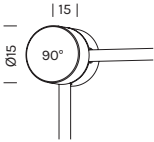
DALI

-JNE 

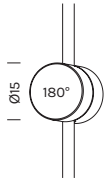
DALI

Passacavi / Cable entry

| Articolo Item | Finitura Finish |
|-------------------|---|
| BEAM-KIT01 | -NA  |
| BEAM-KIT02 | |



BEAM KIT 01



BEAM KIT 02